

Name: _____

Class Period: _____

Economics - Investment Planning Guide Assignment (40 Points)


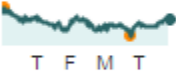

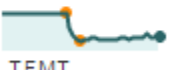

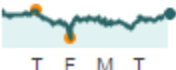
1. Based on the Value Line Guide to Investments...What investor profile do you fall into? _____
2. Fill in the chart based on your investment guide.

Asset Type	Percentage Owned
Large Growth	
Large Value	
Small Growth	
Small Value	
Foreign Stock	
Emerging Market	
Domestic Bond	
High Yield Bond	
Foreign Bond	
Gold & Resources	
Cash / Treasury Notes / CD's / Securities	

3. Fill in the chart with regard to the purchases that you have made so far...

Asset Type	Name of Stock	Ticker Symbol	Price	EPS	P/E Ratio	Market Cap
Large Growth						
Large Value						
Small Growth						
Small Value						
Foreign Stock						
Emerging Market						
Domestic Bond						
High Yield Bond						
Foreign Bond						
Gold & Resources						
Cash / Treasury Notes / CD's / Securities						

4. Please take a screenshot of your Marketwatch Portfolio and attach it to this sheet. (e.g.)

Portfolio						
HOLDINGS PERFORMANCE ORDERS TRANSACTIONS						
Symbol ▲	Last & Change	Market Value & Gain/Loss	% Holdings & Shares / Type	5 Day Chart	Players Holding	
F	\$15.84 ↑ 0.14 / 0.89	\$5,369.76 -6.00 / -0.11	 339 / Buy	 T F M T	4	TRADE
PAYC	\$15.41 ↑ 0.35 / 2.33	\$40,143.05 -312.60 / -0.77	 2,605 / Buy	 TFMT	1	TRADE
WFC	\$48.78 ↑ 0.67 / 1.39	\$5,512.14 158.20 / 2.95	 113 / Buy	 T F M T	15	TRADE